

Free Downloads of Build Instructions,
Assembly Booklets & How To Guides

BuildInstructions.com

WARHAMMER

40,000



ADEPTA SORORITAS INTRANZIA FRAYE

DOGMATA SUPERIOR

INTRANZIA FRAYE, DOGMATA SUPÉRIEURE

INTRANZIA FRAYE, DOGMATA SUPERIORA

INTRANZIA FRAYE, DOGMATA-PRIORIS

INTRANZIA FRAYE, DOGMATA SUPERIORA

上級教義修道女イントランジア・フレイ

英卓恩齐娅·弗蕾, 教条官队长



! READ THIS FIRST | À LIRE EN PRIORITÉ | BITTE BEACHTE | LEE ESTO PRIMERO | LEGGI PRIMA QUESTO
最初にお読みください。| 请优先阅读

ENG BEFORE ASSEMBLING YOUR MINIATURES, PLEASE READ THROUGH THE INSTRUCTIONS IN THIS BOOKLET CAREFULLY. A pair of plastic cutters are required to remove the plastic components in this kit from their frame. We advise using a mouldline scraping tool to clean up the parts. To assemble your model you will need glue suitable for plastic models. We recommend you follow all instructions and warnings provided with any hobby accessories you purchase.

FRE AVANT D'ASSEMBLER VOS FIGURINES, VEUILLEZ LIRE ATTENTIVEMENT LES INSTRUCTIONS DE CE LIVRET. Une pince coupante est requise pour retirer chaque élément de sa grappe plastique. Nous vous conseillons d'utiliser un ébarboir pour faire disparaître les lignes de moulage. Pour assembler votre figurine, vous aurez besoin d'une colle spéciale pour le plastique. Nous vous recommandons de suivre les instructions et de respecter les mises en garde fournies avec les outils que vous achetez.

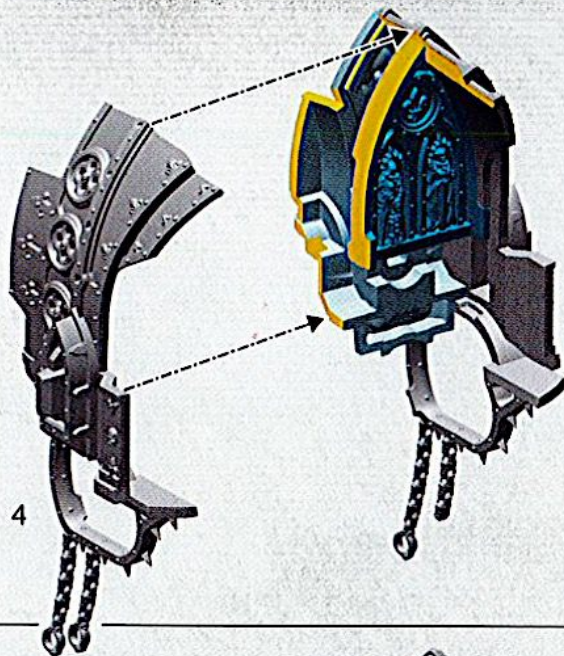
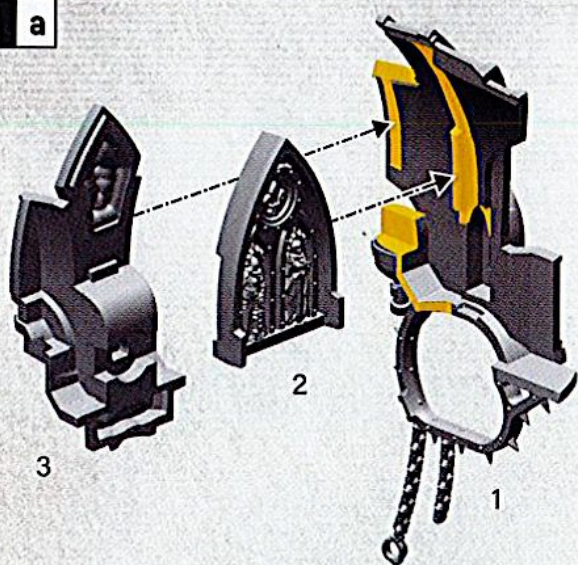
SPA POR FAVOR, LEE CUIDADOSAMENTE ESTE LIBRETO DE INSTRUCCIONES ANTES DE EMPEZAR A MONTAR LAS MINIATURAS. Te harán falta unas tenazas para plástico a fin de separar las piezas de la matriz. También aconsejamos una herramienta para rebabas a fin de limpiar cada pieza. Para montar la miniatura necesitarás pegamento para plástico. Recoendamos seguir las instrucciones y advertencias que figuren en los accesorios de hobby que vayas a emplear.

GER BEVOR DU DEINE MINIATUREN ZUSAMMENBAUST, BITTE LIES DIR DIE ANWEISUNGEN IN DIESEM BOOKLET SORGSAM DURCH. Du benötigst einen Kunststoffseitenschneider, um die Kunststoffteile aus diesem Bausatz aus ihrem Gussrahmen zu trennen. Wir empfehlen, einen Gussgratentferner zu verwenden, um die Teile zu säubern. Für den Zusammenbau deines Modells benötigst du für Kunststoffmodelle geeigneten Kleber. Wir empfehlen, dass du allen Anweisungen und Warnhinweisen folgst, die für all das Hobbyzubehör, das du kaufst, gelten.

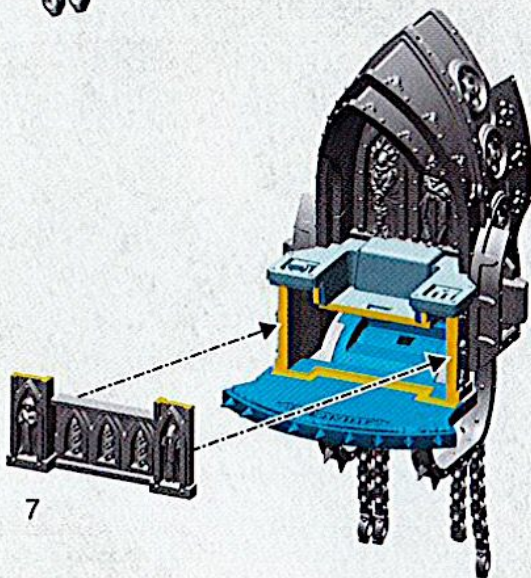
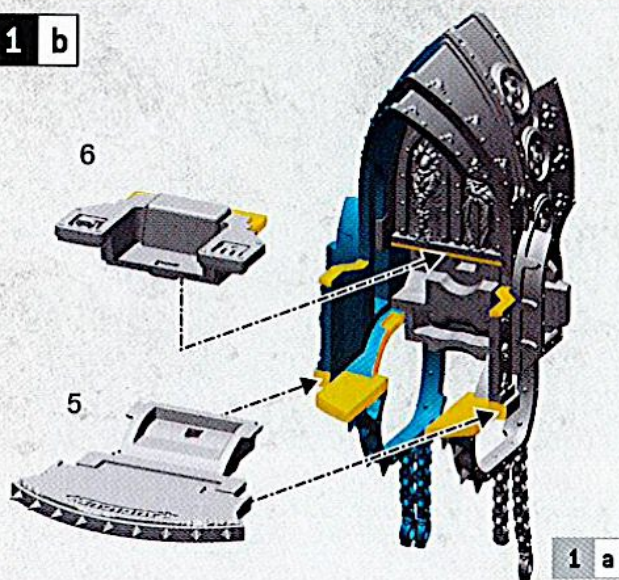
ITA PRIMA DI ASSEMBLARE LE MINIATURE LEGGI CON ATTENZIONE LE ISTRUZIONI IN QUESTO LIBRETTO. Per rimuovere dallo sprue i componenti di plastica di questo kit è necessario un paio di tronchesine per plastica. Consigliamo l'utilizzo di un attrezzo per ripulire. Per assemblare il modello hai bisogno di colla idonea ai modelli di plastica. Consigliamo di seguire tutte le istruzioni e le avvertenze che accompagnano gli strumenti hobbistici acquistati.

日本語 ミニチュアを組み立てる前に、この冊子の説明をよくお読みください。このキットのプラスチック部品をフレームから取り外すには、プラスチック用カッターが必要です。パーツの表面を整えるには、モールドライン・スクレイピングツールを使用することをお勧め


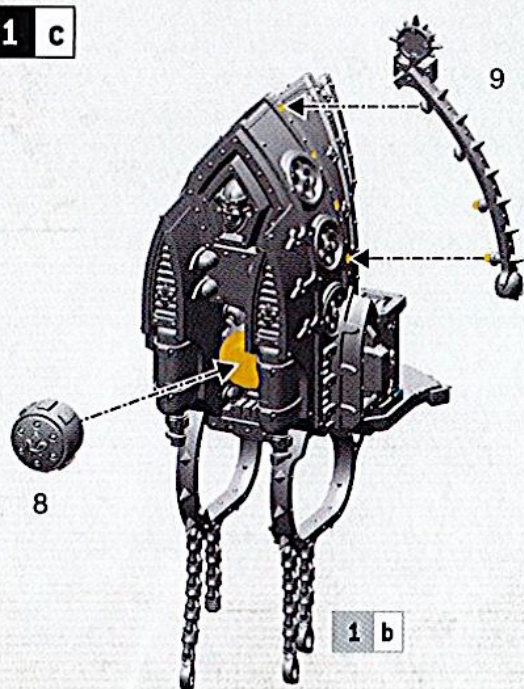
1 a



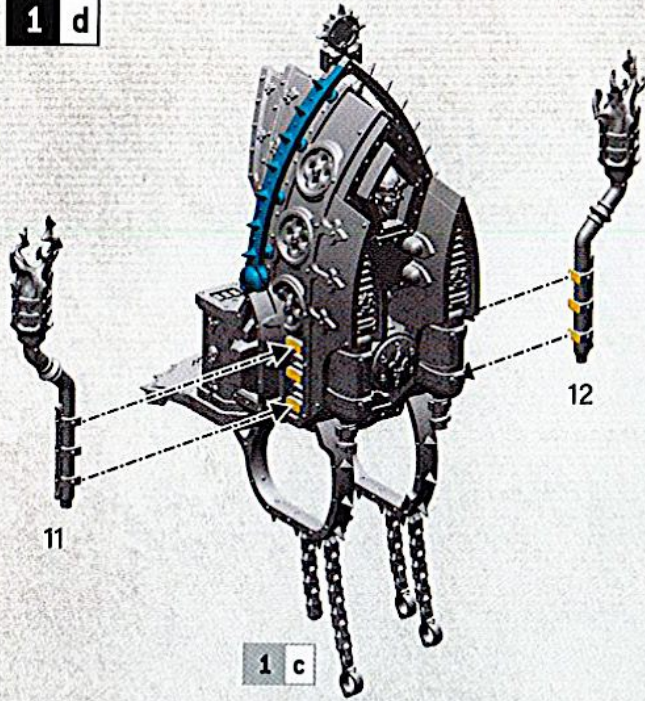
1 b



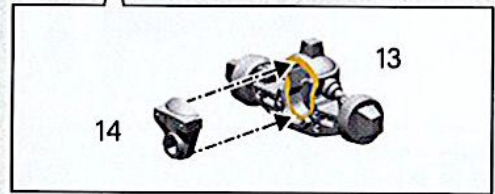

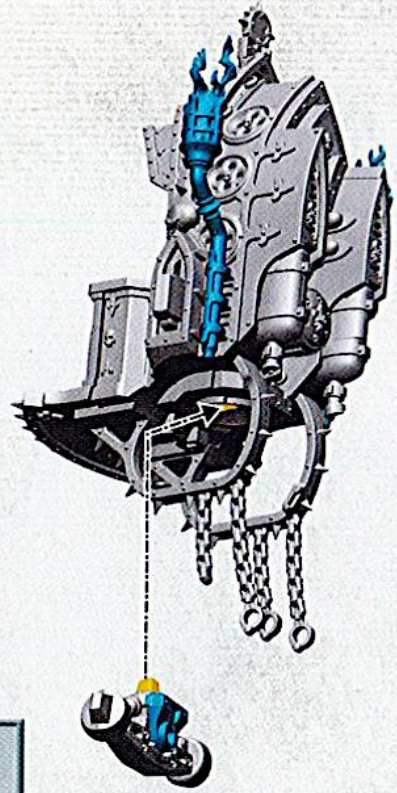
1 c




1 d





1 c



1 e

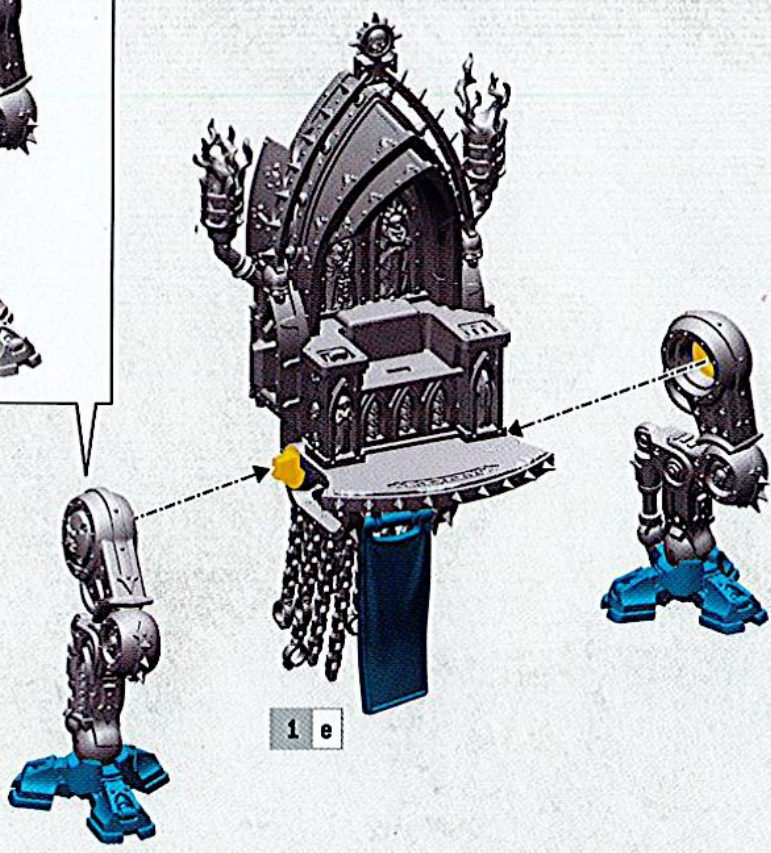
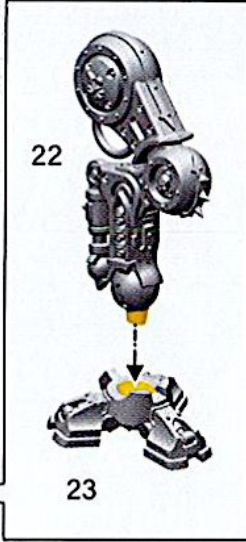
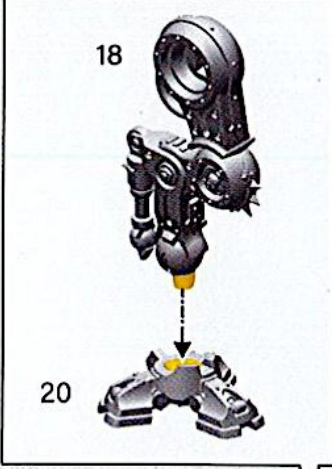


1 d


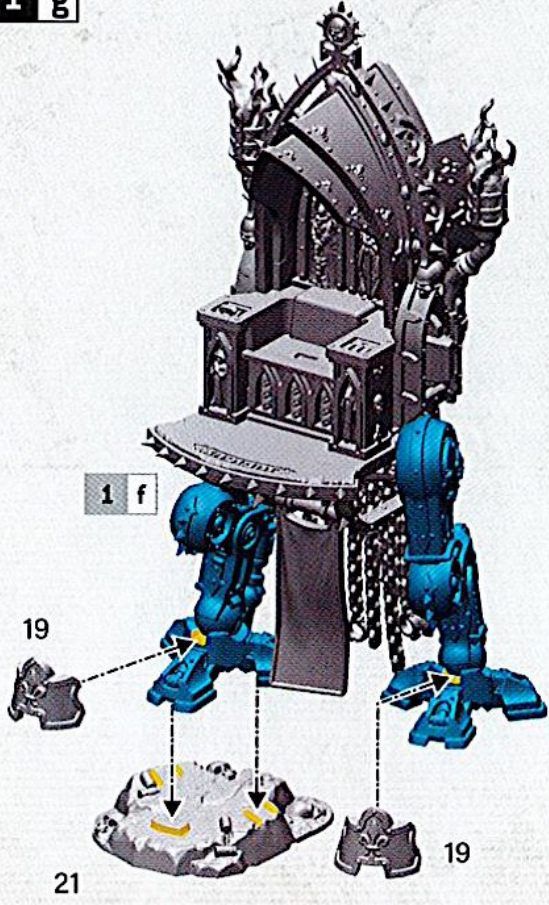



17

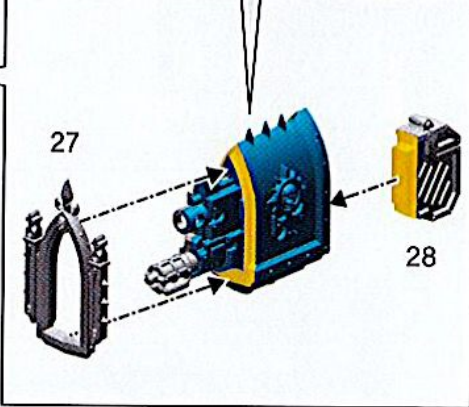
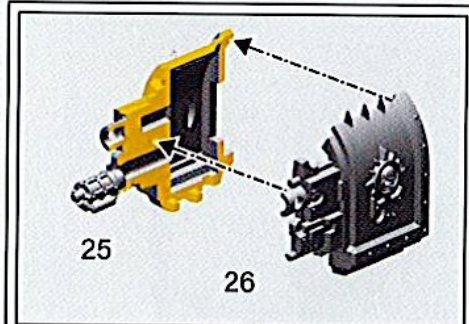

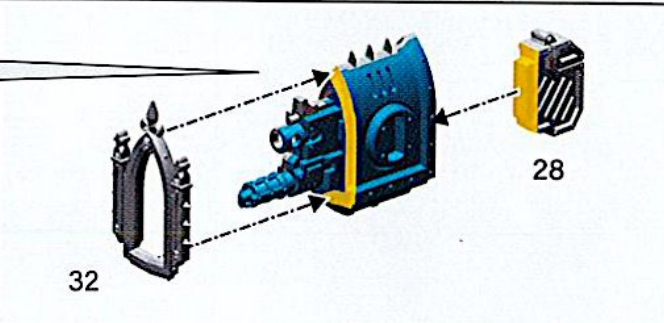
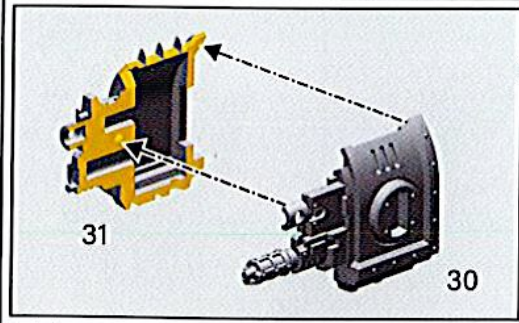
1 f



1 g





1 h



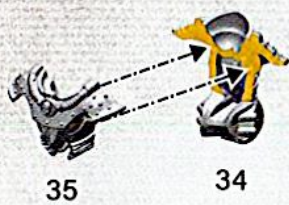
1 g

1 i



1 h

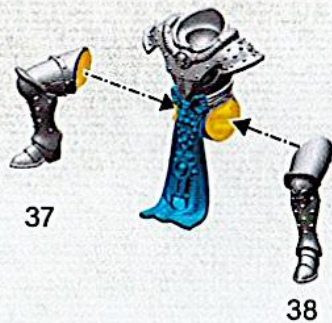
2 a



36




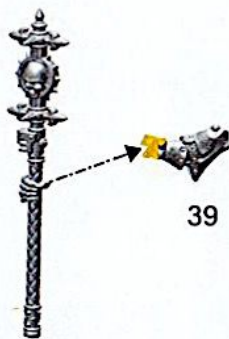
37



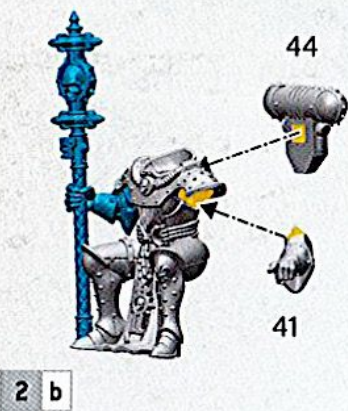
2 b



40



2 c



3





47





48



4 a



4 b



60mm



ENG Used alongside the core rules found on warhammer40000.com, the following essential rules will get your new unit on the battlefield. For the full rules for this unit, see the Codex relevant to your army.

FRE Utilisées avec les règles de base disponibles sur warhammer40000.com, les règles essentielles qui suivent vous permettront de jouer votre nouvelle unité. Pour connaître les règles complètes de cette unité, consultez le Codex correspondant à votre armée.

SPA Usadas junto con las reglas básicas que encontrarás en warhammer40000.com, las siguientes reglas esenciales te permiten desplegar esta nueva unidad en el campo de batalla. Para ver las reglas completas de esta unidad, consulta el Codex correspondiente a tu ejército.

GER Mit den Grundregeln auf warhammer40000.com und den folgenden grundlegenden Regeln kannst du deine neue Einheit direkt auf das Schlachtfeld führen. Die vollständigen Regeln für diese Einheit findest du im Codex deiner Armee.

ITA Con le seguenti regole fondamentali, usate assieme alle regole base che puoi trovare su warhammer40000.com, potrai schierare in campo la tua nuova unità. Per le regole complete di questa unità vedi il codex della tua armata.

日本語 warhammer40000.comに掲載されているコアルールと一緒に使用することで、以下の簡易版ルールでこのユニットを戦場で使用することができます。このユニットの完全版ルールについては、アーミーに対応したコデックスを参照してください。


中文 与 warhammer40000.com 上的核心规则一起使用，以下基本规则适用于您在战场上的新单位。有关该单位的完整规则，请参阅与您的军队相关的圣典。

INTRANZIA FRAYE 上級教義修道女イントランジア・フレイ | 英卓恩齐娅·弗蒂, 教条官队长

8"
7
3+
8
6+
3

4+

1	[SUSTAINED HITS 1]	36"	3	2+	5	-1	2
2	[IGNORES COVER] [TORRENT]	12"	D6	N/A	6	-1	1
3		24"	2	2+	9	-2	3
4	[SUSTAINED HITS 1]		4	2+	6	-2	2
5	[EXTRA ATTACKS]		4	4+	6	0	1



WARHAMMER.COM



Games Workshop Limited.
Willow Road, Nottingham, NG7 2WS, UK © Copyright Games Workshop Limited 2026.



FR
DONNEZ
OU
RECYCLEZ



ASSOCIATION



MAGASIN



DÉCHÈTERIE

Adresses sur quefairedemesdechets.fr



MADE IN THE UK