

Free Downloads of Build Instructions,
Assembly Booklets & How To Guides

BuildInstructions.com

LION EL'JONSON

PRIMARCH OF THE DARK ANGELS LEGION

Lion El'Jonson was regarded as the most pragmatic and ruthlessly efficient commander of the Great Crusade. His was the task of rooting out those threats which the Imperium most feared, and he undertook it with peerless valour. During the Great Crusade, under his command, the remorseless Dark Angels acted not for glory and honours but only for victory, to vanquish their foes and to leave the enemies of Mankind in quiet and forgotten ruin.



THIS IS NOT A TOY

Not suitable for children under 15 years of age.

WARNING: Resin dust can be harmful if inhaled. Always wear a dust mask or respirator when sanding or sawing resin parts.

forge World®




993230010089




Components

Before assembly, check that none of the components are missing.



Includes 40mm and 80mm plastic base.

- | | | |
|--------------------|-----------------------------|-----------------------------|
| 1. Body | 15. Cloak | 29. Diorama Attachment |
| 2. Lion Helm | 16. Power Pack | 30. Space Marine Body |
| 3. Head | 17. Iron Halo | 31. Space Marine Lower Leg |
| 4. Surcoat Front | 18. The Fusil Actinaeus | 32. Space Marine Right Arm |
| 5. Surcoat Back | 19. Knife | 33. Space Marine Left Arm |
| 6. Right Hip Plate | 20. The Wolf Blade Scabbard | 34. Space Marine Power Pack |
| 7. Left Hip Plate | 21. The Wolf Blade | 35. Broken Chainblade |
| 8. Right Pauldron | 22. The Lion Sword Scabbard | 36. Corpse Leg |
| 9. Right Forearm | 23. The Lion Sword | 37. Corpse Arm 1 |
| 10. Left Pauldron | 24. Surcoat Attachment | 38. Corpse Arm 2 |
| 11. Left Arm | 25. Frag Grenade x2 | 39. Corpse Power Pack |
| 12. Surcoat Top | 26. Stasis Grenade x2 | 40. Corpse Helmet |
| 13. Lion Pelt | 27. Scenic Base | 41. Corpse Head |
| 14. Belt Strap | 28. Diorama Base | 42. Bisected Head |

Component Highlight ——— Do Not Glue  Insert

If you need to contact the Forge World Customer Service team regarding this model, you can get in touch via email - forgeworld@gwplc.com - or call:

0115 900 4995 within the UK
 011 44 115 900 4995 from the USA and Canada
 0011 44 115 900 4995 from Australia

00 44 115 900 4995 from Europe and the rest of the world.

I

1. Body

2

There are two Stasis and two Frag grenades that can be attached to the belt line underneath part 15. Cloak.



26. Stasis Grenades



25. Frag Grenades

3**4**


5

15. Cloak



6

13. Lion Pelt



7

16. Power Pack



8

17. Iron Halo



9

If you want the Scenic Base to be removable from the Diorama Base, do not glue part number 29. Diorama Attachment.

29. Diorama Attachment



27. Scenic Base



40mm Plastic Base

10

- 30. Space Marine Body
- 31. Space Marine Lower Leg
- 32. Space Marine Right Arm
- 33. Space Marine Left Arm
- 34. Space Marine Power Pack

41. Corpse Head

37. Corpse Arm 1

39. Corpse Power Pack

42. Bisected Head

36. Corpse Leg

38. Corpse Arm 2

40. Corpse Helmet

35. Broken Chainblade

