



Free Downloads of Build Instructions,
Assembly Booklets & How To Guides

BuildInstructions.com

WARHAMMER
40,000

COMBAT PATROL



NIGHT LORDS

PATROUILLE | PATRULLA | KAMPFPATROUILLE

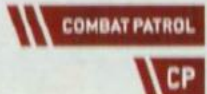
PATTUGLIA DA COMBATTIMENTO | コンバットパトロール | 战斗巡逻队

- ! • Special instruction - take care
- Instruction spéciale - faites attention
- Instrucciones especiales - presta atención
- Besondere Anweisung - bitte beachten
- Istruzioni speciali: prestare attenzione
- 特記事項 - 要注意
- 特别说明 - 小心

- Variant assembly
- Variante d'assemblage
- Variante de montaje
- Bauvariante
- Assemblaggio alternativo
- 組み立てバリエーション
- 多种组装方式

- Choice of parts
- Choix d'éléments
- Piezas opcionales
- Auswahl an Teilen
- Scelta di componenti
- パーツの選択
- 选择部件

- ≤2 • Build the number required, up to the limit shown
- Assembler le nombre requis, jusqu'à la limite indiquée
- Monta la cantidad requerida, hasta el límite mostrado
- Bau die benötigte Anzahl, bis zum angegebenen Limit
- Assembla il numero richiesto, fino al limite indicato
- 示されている上限を超えないように、必要数を組み立てること
- 按要求数量组装直至上限



- Combat Patrol assembly
- Assemblage de Patrouille
- Montaje de Patrulla
- Zusammenbau der Kampfpatrouille
- Assemblaggio della Pattuglia da Combattimento
- コンバットパトロール用の組み立て
- 战斗巡逻队组装

- x2 • Build this many
- Assembler cette quantité
- Monta esta cantidad.
- x5 • Angegebene Anzahl bauen
- Assemblane il numero indicato
- この数だけ組み立てること
- 重复步骤

- Use matching parts
- Utiliser les éléments correspondants
- Usa las piezas que correspondan
- Verwende die passenden Teile
- Usa le parti corrispondenti
- 適合するパーツを使用
- 使用匹配部件

- ✓ • Stage complete
- Étape terminée
- Paso completado
- Schritt abgeschlossen
- Fase completa
- 完成
- 完成

BUILD VARIANTS | VARIANTES D'ASSEMBLAGE | VARIANTES DE MONTAJE | BAUVARIANTEN
 VARIANTI D'ASSEMBLAGGIO | バリエーション | 变体版

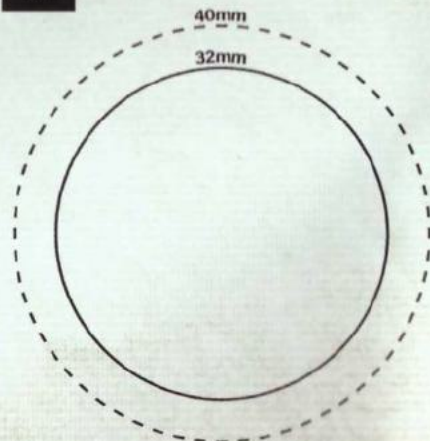
- Assemblies for build variants are indicated throughout. To play Combat Patrol games, please choose and build according to the relevant Combat Patrol army list.
- Les variantes d'assemblage sont indiquées au fur et à mesure. Pour jouer au format Patrouille, choisissez les options conformes à la liste d'armée de Patrouille correspondante.
- Verás indicados montajes alternativos. Para jugar partidas de Patrulla, elige y monta de forma que se adecue a la lista de ejército de Patrulla relevante.
- Bauvarianten sind im Folgenden aufgeführt. Um Kampfpatrouille-Spiele zu spielen, wähle und baue bitte gemäß der entsprechenden Kampfpatrouille-Armeeliste.
- Gli assemblaggi per le varianti sono indicati mano mano. Per giocare partite Pattuglia da Combattimento scegli e assembla quelle della relativa lista dell'armata Pattuglia da Combattimento.
- 異なるバリエーションを作る場合の組み立て方法はその都度指示されています。コンバットパトロール形式のゲームをプレイする場合は、対応するコンバットパトロール用アーミーリストに従ってバリエーションを選択し、組み立ててください。
- 您还能发现可选方案的组装方式, 进行战斗巡逻游戏时, 请按照相应的战斗巡逻军队列表进行组装。

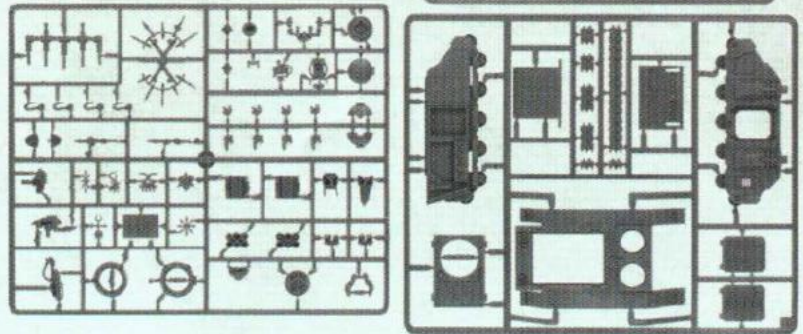
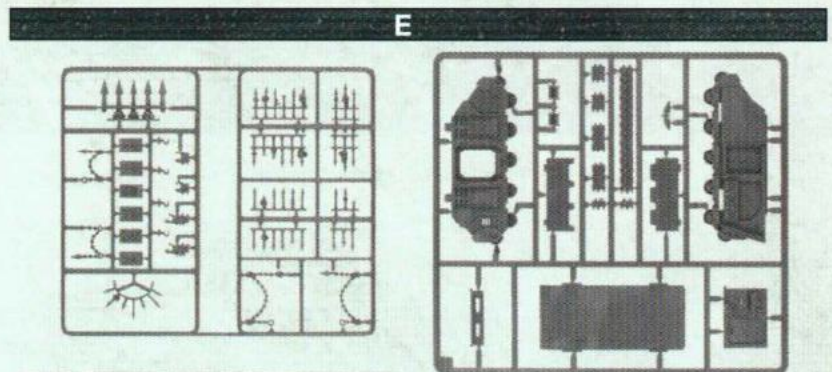

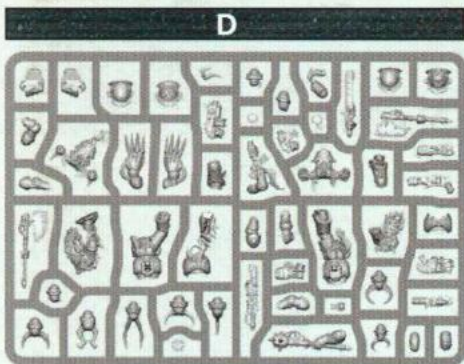





! USE CORRECT BASES | UTILISEZ LES SOCLE APPROPRIÉS | USA LAS PEANAS CORRECTAS
 BASEGRÖSSEN BEACHTEN | USA LE Basette CORRETTE | 適切なベースサイズ | 使用正确的底座

- Your models are supplied with different-sized bases. Use the diagram on the right to help you to determine which is the correct base for the model you are building.
- Vos figurines sont fournies avec des socles de tailles variées. Utilisez le diagramme ci-contre pour vous aider à déterminer quel est le socle adapté à la figurine que vous assemblez.
- Tus miniaturas se suministran con peanas de diferentes tamaños. Usa el diagrama a la derecha para ayudarte a determinar cuál es la peana correcta para la miniatura que estás montando.
- Für jede Miniatur ist eine bestimmte Basegröße vorgesehen. Mit dem Diagramm rechts kannst du bestimmen, welches Base zu dem Modell gehört, das du gerade zusammenbaust.
- I tuoi modelli sono forniti con basette di dimensioni differenti. Usa l'immagine a destra per aiutarti a determinare qual è la basetta corretta per il modello che stai assemblando.
- ミニチュアにはそれぞれ異なる大きさのベースが付属している。右の図を参考に、組み立て中のミニチュアに対応した適切なベースを使用すること。
- 我们为模型提供了不同尺寸的底座。请使用右侧的图示协助您判断哪种尺寸的底座适合您正在组装的模型。

1:1





∅ 32mm x15

∅ 40mm x1



• Interchangeable parts • Éléments interchangeable • Partes intercambiables • Austauschbare Teile
• Componenti intercambiabili • 組み換え可能な部品 • 可互换零件



1



A36



A37



A38



A39



A40



A41



A42



A43



A44



A45



A3



A9



A16



A25



A33



2

A11



A48



A27



A49



A35



A50



A46



A51



A47



A52



3

A10



A26



A34



WARGEAR | ÉQUIPEMENT | EQUIPO | AUSRÜSTUNG | EQUIPAGGIAMENTO | ウォーギア | 武器装备



- Bolt pistol
- Pistolet bolter
- Pistola bóter
- Boltpistole
- Pistola requiem
- ボルトピストル
- 爆矢手枪



- Plasma pistol
- Pistolet à plasma
- Pistola de plasma
- Plasmapistole
- Pistola plasma
- プラズマピストル
- 等离子手枪



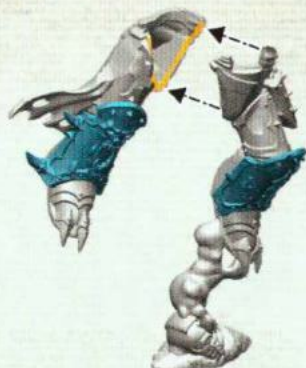
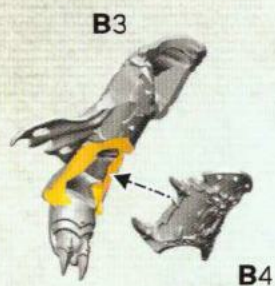
- Accursed weapon
- Arme maudite
- Arma maldita
- Verfluchte Waffe
- Arma malnata
- アカースドウェポン
- 诅咒武器



- Power fist
- Gantelet énergétique
- Puño de energía
- Energiefaust
- Maglio potenziato
- パワーフィスト
- 动力拳



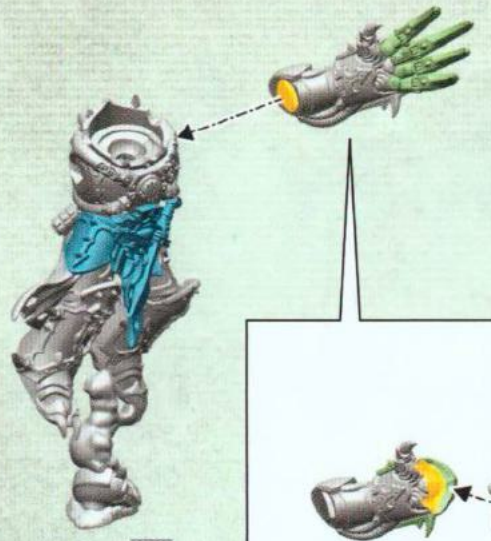
- Twin lightning claws
- Griffes Lightning jumelées
- Garras relámpago dobles
- Energieklauenpaar
- Doppi artigli Fulmine
- ツイン・ライントニングクロウ
- 双联闪电爪

4 a**4 b****B5****B6****B7****4 a**

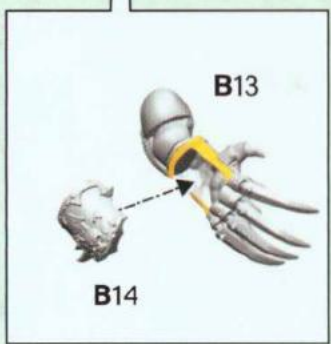
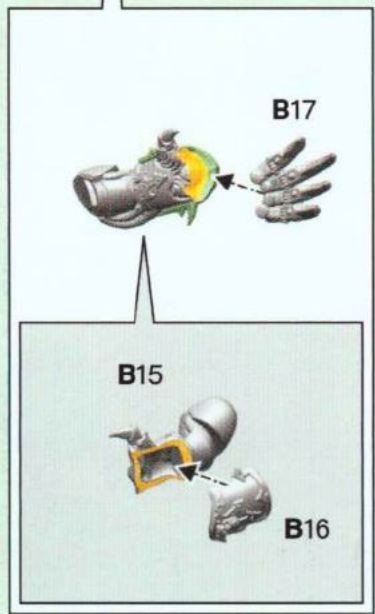
- Choose the variant you want to build
- Choisissez la variante à assembler
- Elige qué versión quieres montar
- Wähle die Variante, die du bauen möchtest
- Scegli la variante che vuoi assemblare
- 組み立てバリエーションの選択
- 选择你喜欢的拼装方式

**5****COMBAT PATROL****6**

5



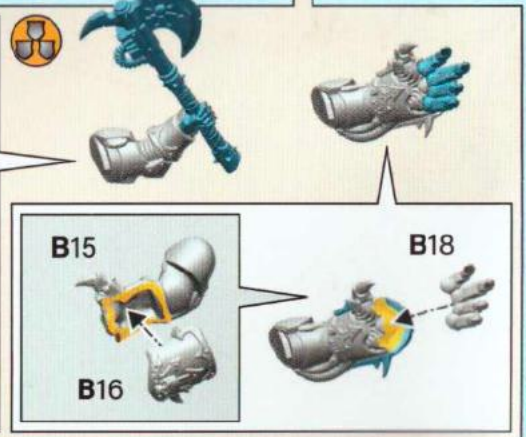
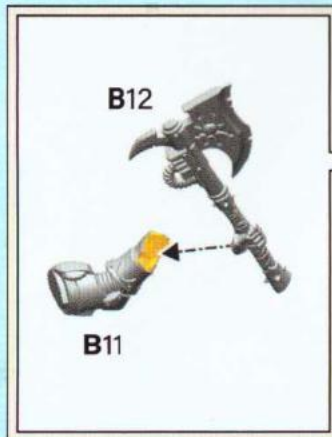
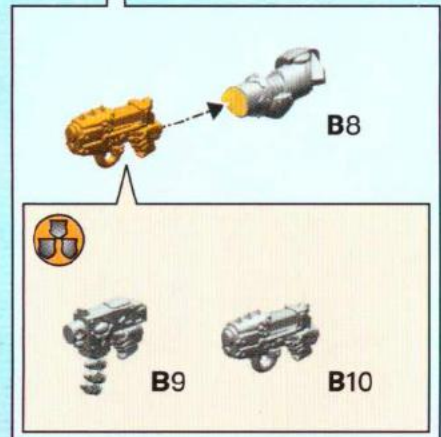
4



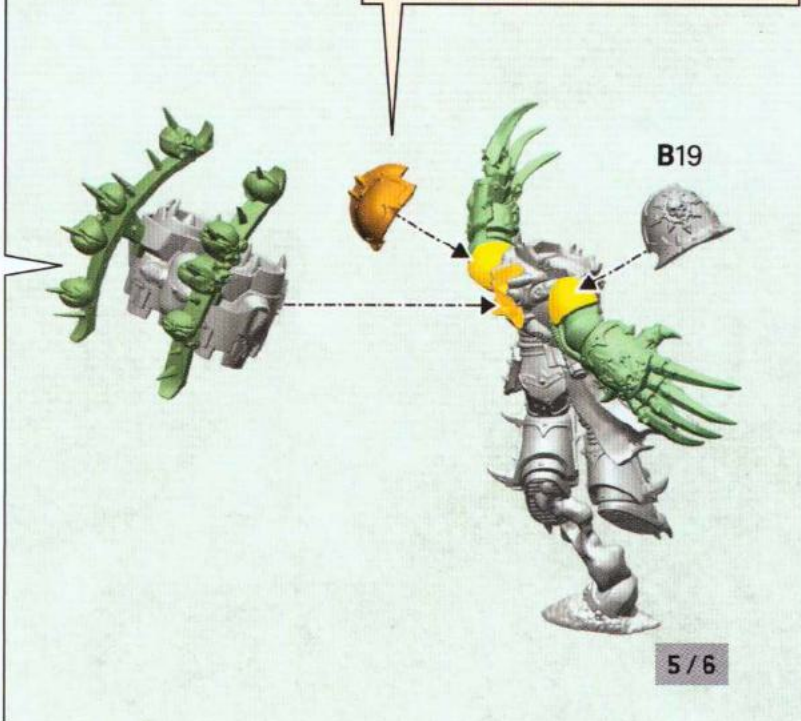

6



4



7 a



7 b



WARGEAR | ÉQUIPEMENT | EQUIPO | AUSRÜSTUNG | EQUIPAGGIAMENTO | ウォーギア | 武器装备

<p>COMBAT PATROL</p>  <ul style="list-style-type: none"> • Bolt pistol • Pistolet bolter • Pistola bólter • Boltpistolet • Pistola requiem • ボルトピストル • 爆矢手枪 	<p>COMBAT PATROL</p>  <ul style="list-style-type: none"> • Boltgun • Bolter • Bólter • Bolter • Fucile requiem • ボルトガン • 爆矢枪 	<p>COMBAT PATROL</p>  <ul style="list-style-type: none"> • Flamer • Lance-flammes • Lanzallamas • Flammenwerfer • Lanciafiamme • フレイマー • 火焰喷射器 	<p>COMBAT PATROL</p>  <ul style="list-style-type: none"> • Heavy bolter • Bolter lourd • Bólter pesado • Schwere Bolter • Requiem pesante • ヘヴィボルター • 重型爆矢枪
<p>COMBAT PATROL</p>  <ul style="list-style-type: none"> • Meltagun • Fuseur • Rifle de fusión • Melter • Fucile termico • メルタガン • 热熔枪 	<p>COMBAT PATROL</p>  <ul style="list-style-type: none"> • Missile launcher • Lance-missiles • Lanzamisiles • Raketenwerfer • Lanciamissili • ミサイルランチャー • 导弹发射器 	<p>COMBAT PATROL</p>  <ul style="list-style-type: none"> • Plasma pistol • Pistolet à plasma • Pistola de plasma • Plasmapistole • Pistola plasma • プラズマピストル • 等离子手枪 	<p>COMBAT PATROL</p>  <ul style="list-style-type: none"> • Plasma gun • Fusil à plasma • Rifle de plasma • Plasmawerfer • Fucile plasma • プラズマガン • 等离子枪
<p>COMBAT PATROL</p>  <ul style="list-style-type: none"> • Accursed weapon • Arme maudite • Arma maldita • Verfluchte Waffe • Arma malnata • アカースドウェポン • 诅咒武器 	<p>COMBAT PATROL</p>  <ul style="list-style-type: none"> • Chainsword • Épée tronçonneuse • Espada sierra • Kettenschwert • Spada a catena • チェーンソード • 链锯剑 	<p>COMBAT PATROL</p>  <ul style="list-style-type: none"> • Chainsword • Épée tronçonneuse • Espada sierra • Kettenschwert • Spada a catena • チェーンソード • 链锯剑 	<p>COMBAT PATROL</p>  <ul style="list-style-type: none"> • Chainsword • Épée tronçonneuse • Espada sierra • Kettenschwert • Spada a catena • チェーンソード • 链锯剑
<p>COMBAT PATROL</p>  <ul style="list-style-type: none"> • Nostraman chainblade • Lame tronçonneuse nostramienne • Cuchilla sierra de Nostramo • Nostramische Kettenklinge • Lama a catena nostramana • ノストラマン・チェーンブレイド • 诺斯特拉莫链锯刃 	<p>COMBAT PATROL</p>  <ul style="list-style-type: none"> • Nostraman chainblade • Lame tronçonneuse nostramienne • Cuchilla sierra de Nostramo • Nostramische Kettenklinge • Lama a catena nostramana • ノストラマン・チェーンブレイド • 诺斯特拉莫链锯刃 	<p>COMBAT PATROL</p>  <ul style="list-style-type: none"> • Nostraman chainblade • Lame tronçonneuse nostramienne • Cuchilla sierra de Nostramo • Nostramische Kettenklinge • Lama a catena nostramana • ノストラマン・チェーンブレイド • 诺斯特拉莫链锯刃 	<p>COMBAT PATROL</p>  <ul style="list-style-type: none"> • Nostraman chainblade • Lame tronçonneuse nostramienne • Cuchilla sierra de Nostramo • Nostramische Kettenklinge • Lama a catena nostramana • ノストラマン・チェーンブレイド • 诺斯特拉莫链锯刃
<p>COMBAT PATROL</p>  <ul style="list-style-type: none"> • Power fist • Gantelet énergétique • Puño de energía • Energiefaust • Maglio potenziato • パワーフィスト • 动力拳 	<p>COMBAT PATROL</p>  <ul style="list-style-type: none"> • Paired accursed weapons • Paire d'armes maudites • Armas malditas emparejadas • Verfluchtes Waffenpaar • Coppia d'armi malnate • ペア・アカースド・ウェポン • 成对诅咒武器 	<p>COMBAT PATROL</p>  <ul style="list-style-type: none"> • Paired accursed weapons • Paire d'armes maudites • Armas malditas emparejadas • Verfluchtes Waffenpaar • Coppia d'armi malnate • ペア・アカースド・ウェポン • 成对诅咒武器 	<p>COMBAT PATROL</p>  <ul style="list-style-type: none"> • Paired accursed weapons • Paire d'armes maudites • Armas malditas emparejadas • Verfluchtes Waffenpaar • Coppia d'armi malnate • ペア・アカースド・ウェポン • 成对诅咒武器

8 a



8 b



C88



C81



8 c



C22



8 d



C12



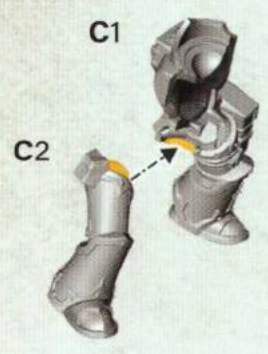
A12



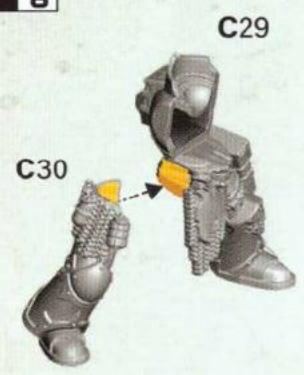
8 e



8 f



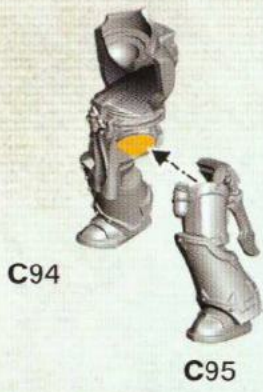
8 g



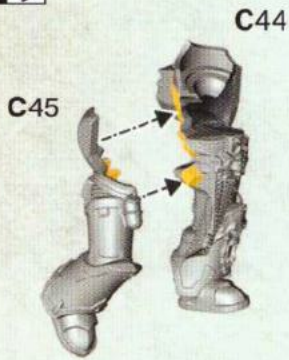
8 h



8 i

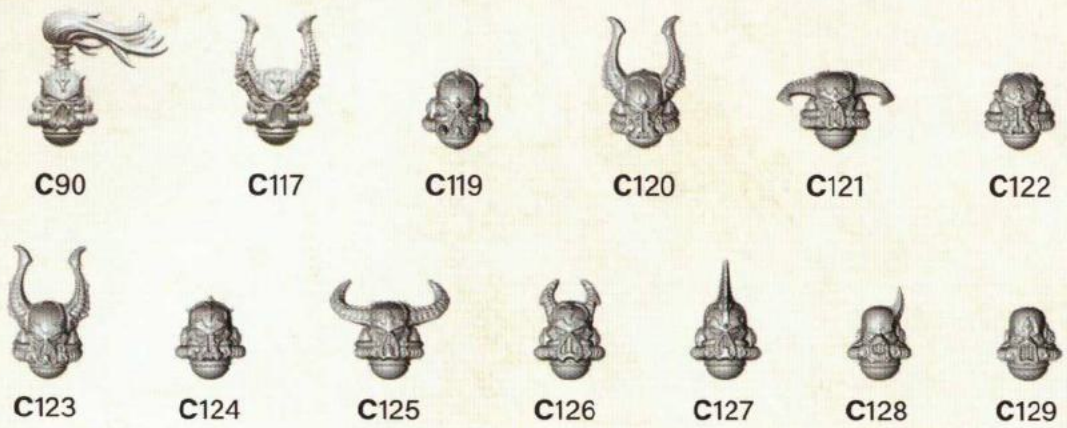


8 j




• Interchangeable parts • Éléments interchangeables • Partes intercambiables • Austauschbare Teile
• Componenti intercambiabili • 組み換え可能な部品 • 可互换零件

9

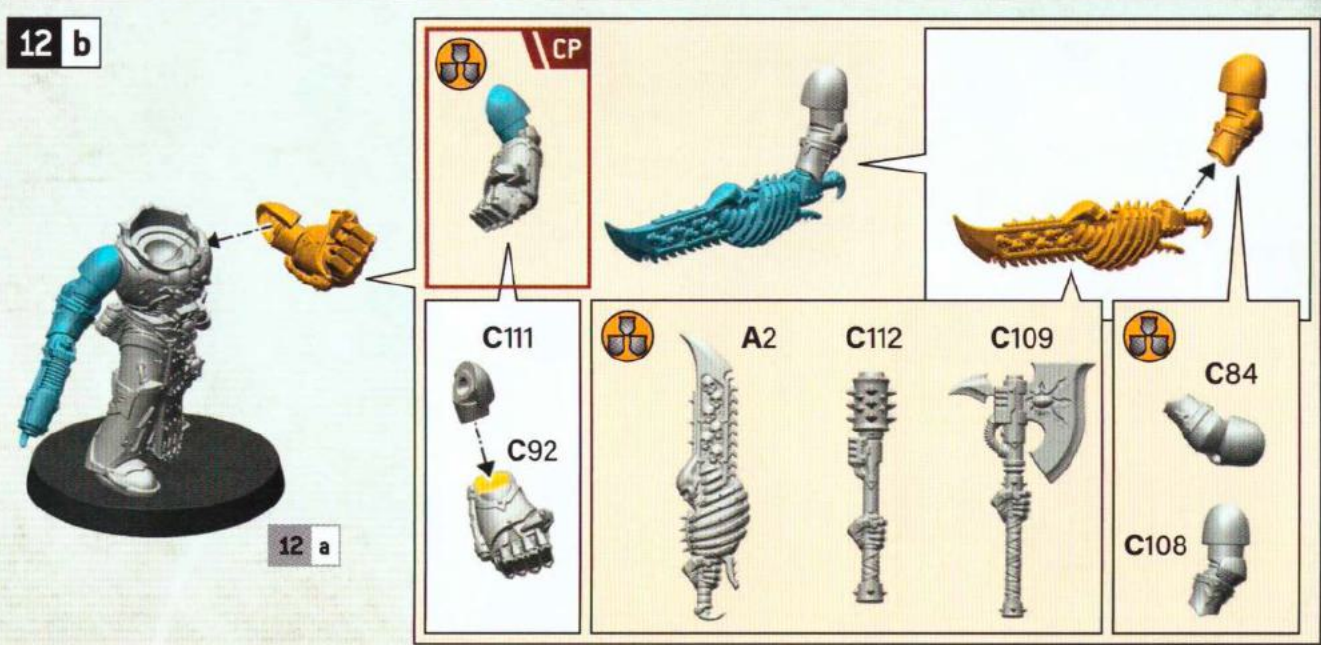
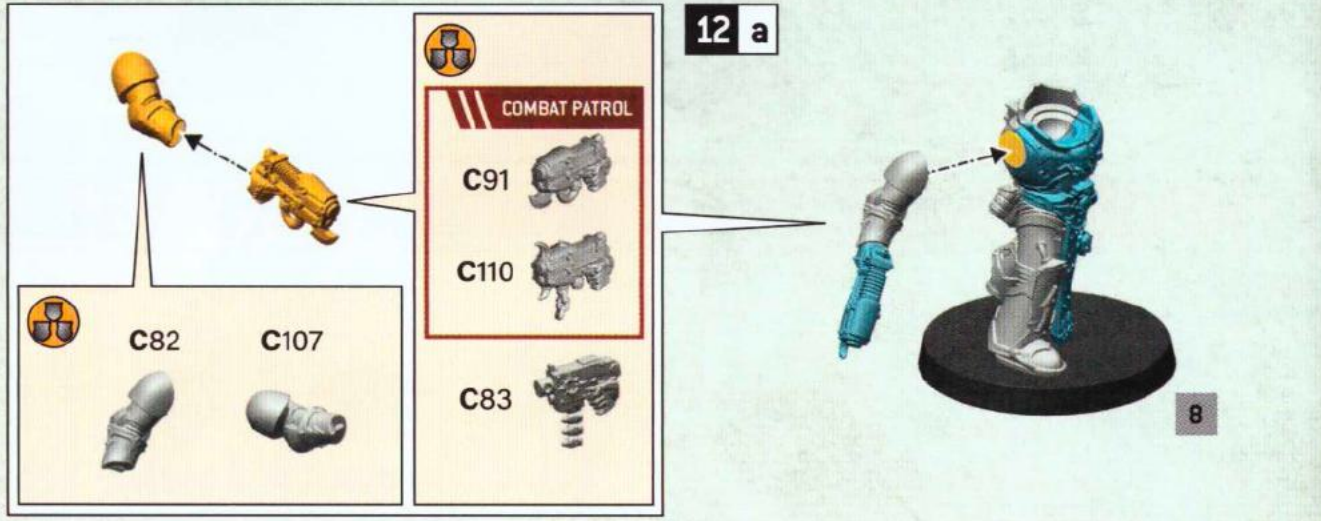



10



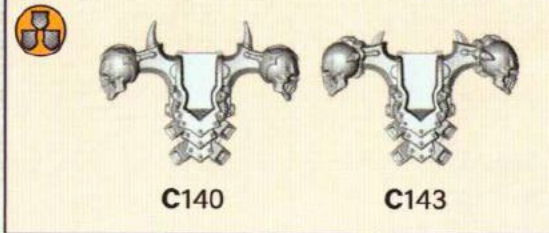


12 Visionary | Visionnaire | Visionario | Visionär | Visionario | ヴィジヨナリー | 卓見者 COMBAT PATROL





12 b



- Choose the variant you want to build
- Choisissez la variante à assembler
- Elige qué versión quieres montar
- Wähle die Variante, die du bauen möchtest

- Scegli la variante che vuoi assemblare
- 組み立てバリエーションの選択
- 选择你喜欢的拼装方式

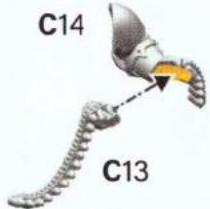




8



C15



C14

C13



C33



C32

C35



C59

C58

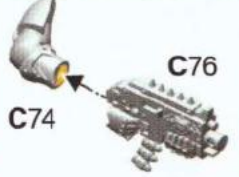


C4

C5




C73



C76

C74



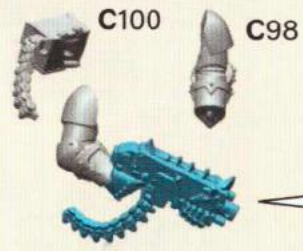
C23

C24



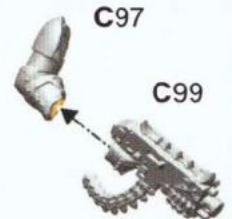
C49

C50



C100

C98



C97

C99



8



C7



C17



C83



C25



C42



C48



C57



C82

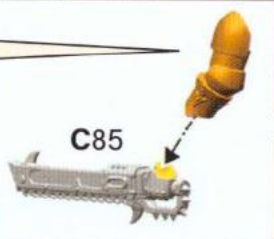
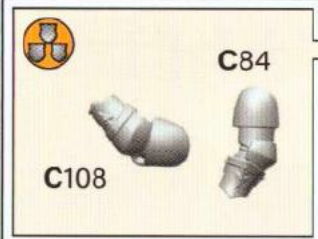

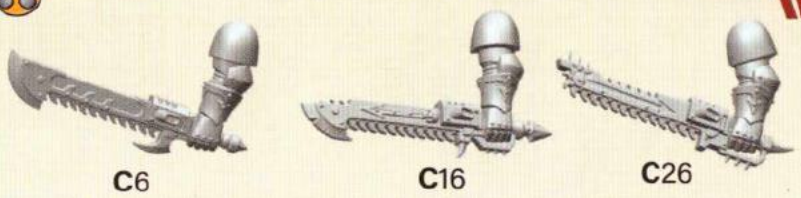


C107

14 b ≤7



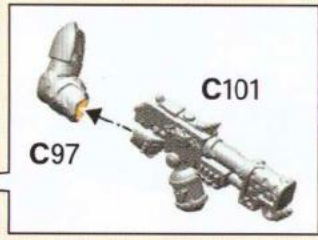
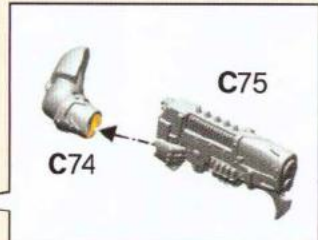
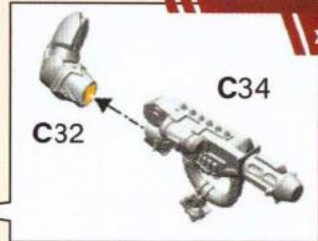
14 a



15 ≤1



8



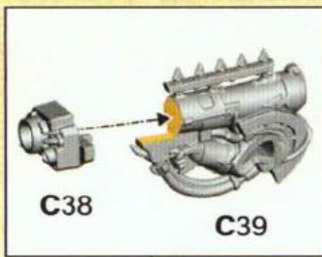
16 ≤9



13 - 15



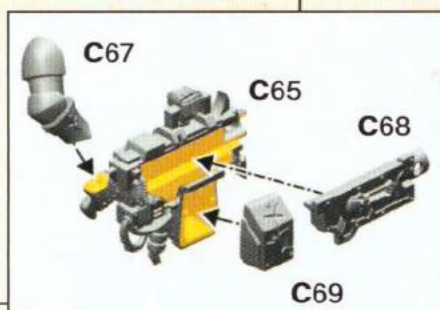
17 a ≤1



17 b ≤1



18 a ≤1



18 b ≤1



! 19

≤1



20

≤1



21

≤1



22

≤1



19 ≤1



3 / 10



1 / 9




20 ≤1



A20



COMBAT PATROL x1



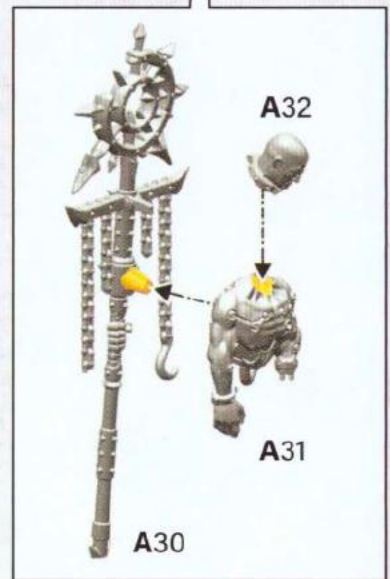
21 a ≤1



21 b ≤1

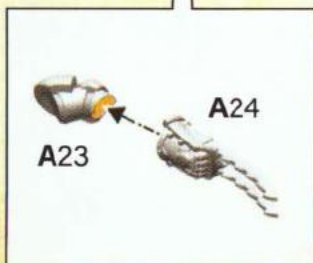


21 a



22

≤1





WARGEAR | ÉQUIPEMENT | EQUIPO | AUSRÜSTUNG | EQUIPAGGIAMENTO | ウォーギア | 武器装备



COMBAT PATROL



- Bolt pistol
- Pistolet bolter
- Pistola bóiter
- Boltpistole
- Pistola requiem
- ボルトピストル
- 爆矢手枪



COMBAT PATROL



- Boltgun
- Bolter
- Bóiter
- Bolter
- Fusile requiem
- ボルトガン
- 爆矢枪



- Combi-weapon
- Arme combinée
- Combiarma
- Kombiwaffe
- Combiarma
- コンビウェポン
- 复合武器



- Plasma pistol
- Pistolet à plasma
- Pistola de plasma
- Plasmapistole
- Pistola plasma
- プラズマピストル
- 等离子手枪



- Accursed weapon
- Arme maudite
- Arma maldita
- Verfluchte Waffe
- Arma malnata
- アカースドウェポン
- 诅咒武器



COMBAT PATROL



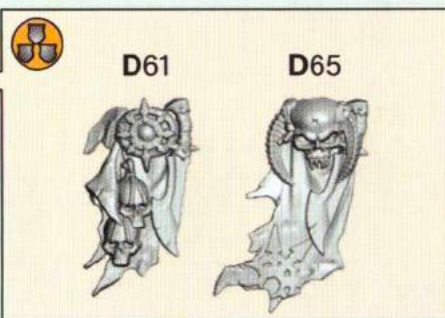
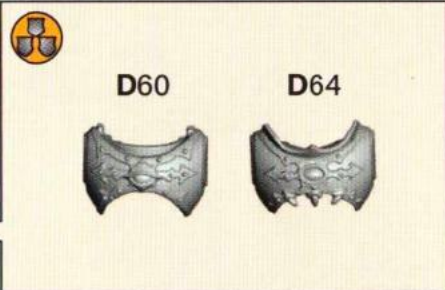
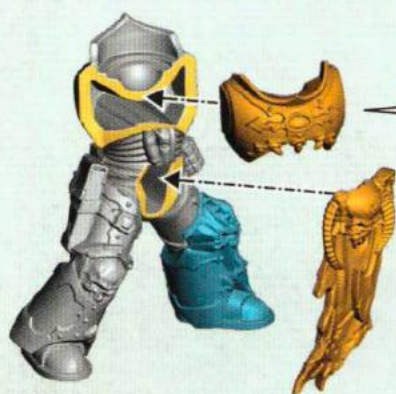
- Paired accursed weapons
- Paire d'armes maudites
- Armas malditas emparejadas
- Verfluchtes Waffenpaar
- Coppia d'armi malnate
- ペア・アカースド・ウェポン
- 成对诅咒武器



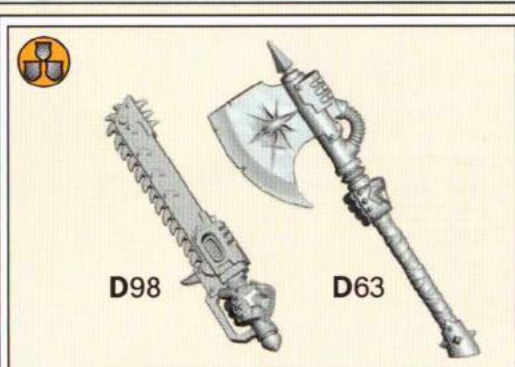
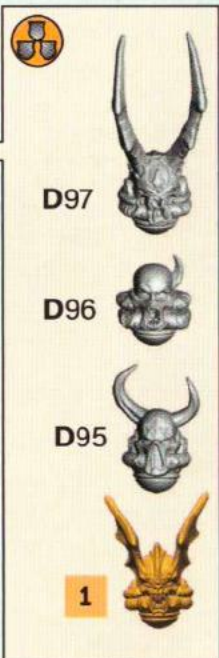
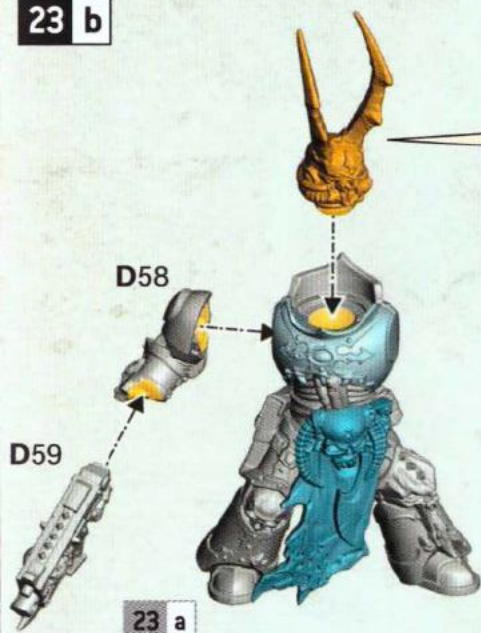
- Power fist
- Gantelet énergétique
- Puño de energía
- Energiefaust
- Maglio potenziato
- パワーフィスト
- 动力拳



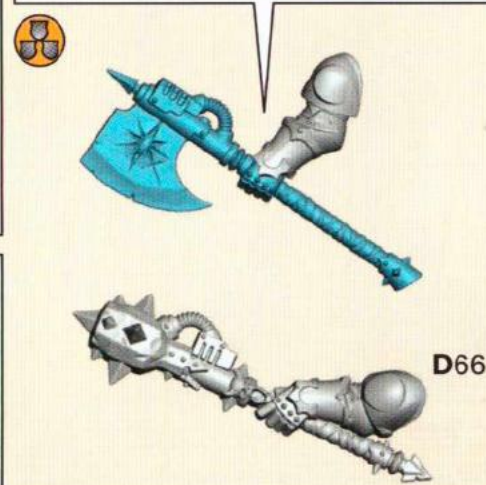
23 a





23 b



23 c



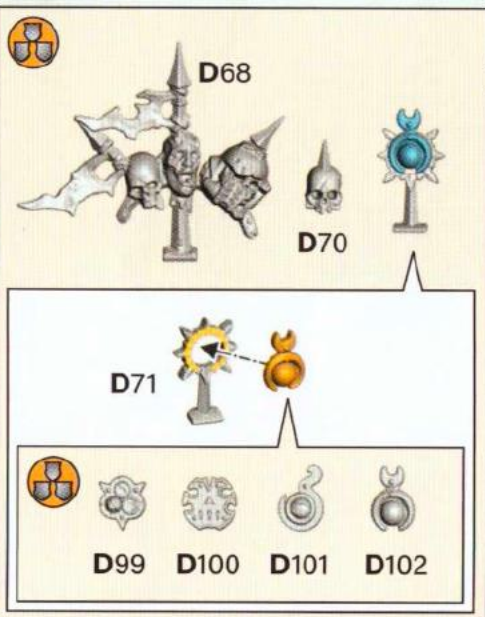
23 d




23 e



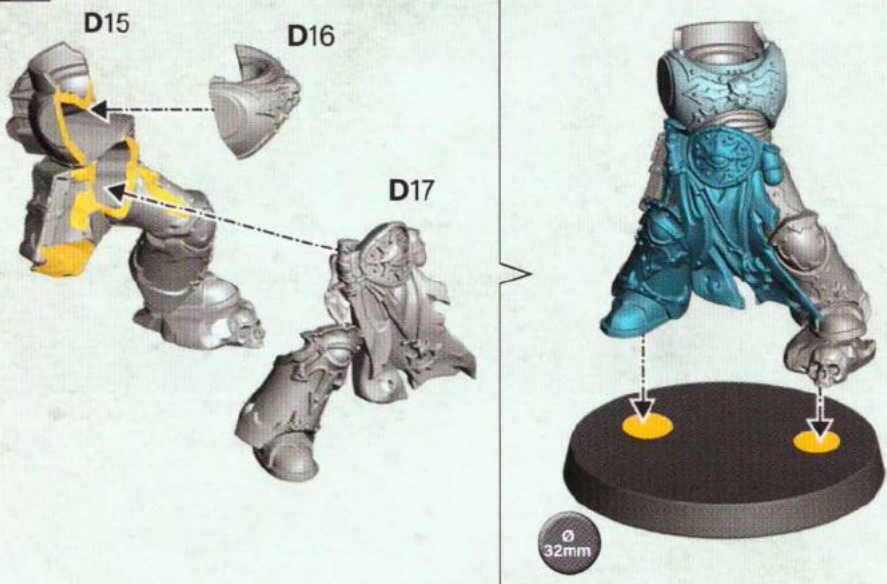
23 f



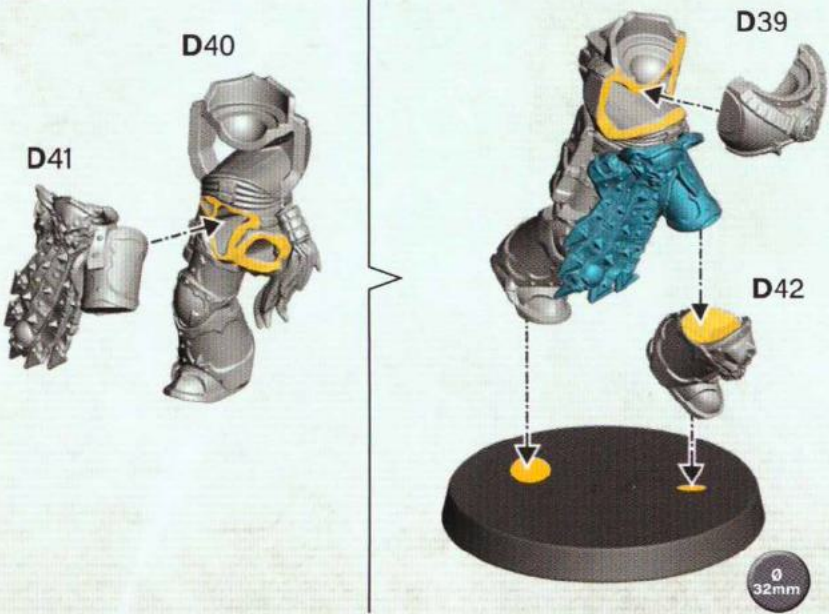
24 a

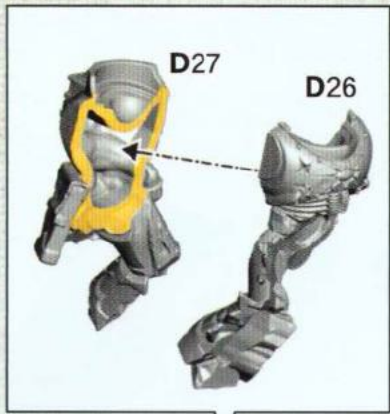


24 b



24 c





- Choose the variant you want to build
 - Choisissez la variante à assembler
 - Elige qué versión quieres montar
 - Wähle die Variante, die du bauen möchtest
- Scegli la variante che vuoi assemblare
 - 組み立てバリエーションの選択
 - 选择你喜欢的拼装方式

25

COMBAT PATROL

x4

≤4



26

≤2



27

≤1



COMBAT PATROL

D52 D23

D11 D35

D22

D51

COMBAT PATROL x4

D10 D21

D34 D50

24

D12 D49

D37 D98

COMBAT PATROL x4

D20

D48


D9 D36

D18

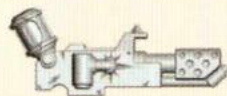
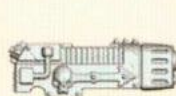
D19



D4



D6




D7

D8



D43



D44



D45

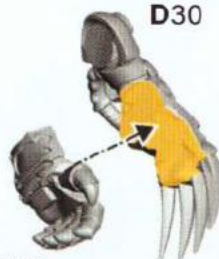


D46

D47

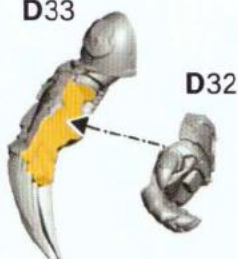


D30



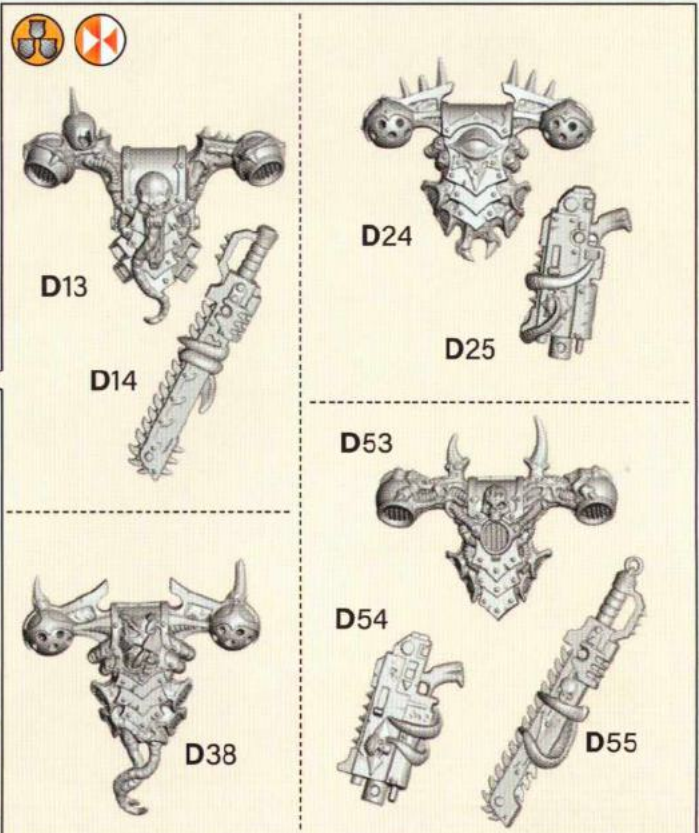
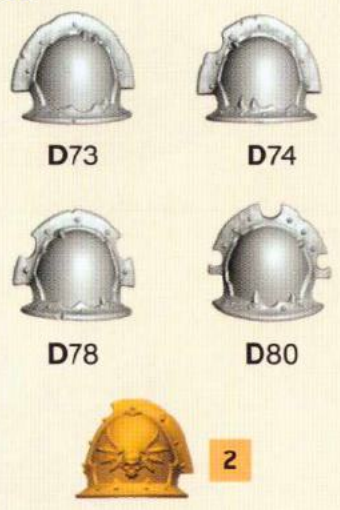
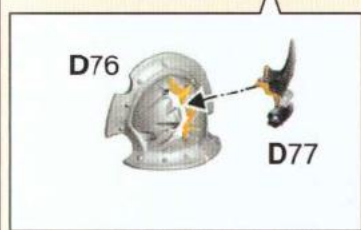
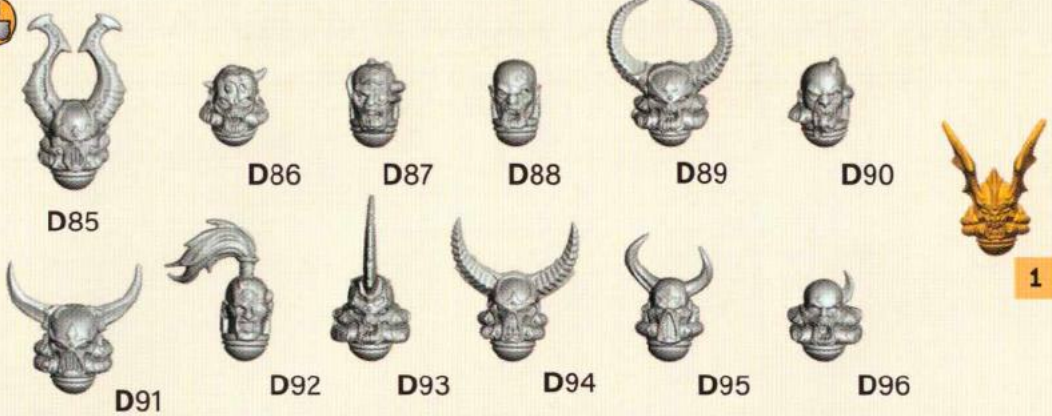
D31


D33



D32







28 b

71

99 100 101 102

This block contains a parts list for step 28 b. It features a callout box with the number '71' and a diagram showing a yellow gear-like piece being inserted into a blue and silver mechanical component. To the right, a yellow circle with a black and white symbol is followed by four numbered icons: 99 (a gear with a skull), 100 (a gear with a skull and a central emblem), 101 (a circular piece with a skull), and 102 (a circular piece with a skull and a central emblem).



WARGEAR | ÉQUIPEMENT | EQUIPO | AUSRÜSTUNG | EQUIPAGGIAMENTO | ウォーギア | 武器装备

COMBAT PATROL



- Combi-bolter
- Combi-bolter
- Combi-bólter
- Kombibolter
- Combirequiem
- コンビホルター
- 复合爆矢枪

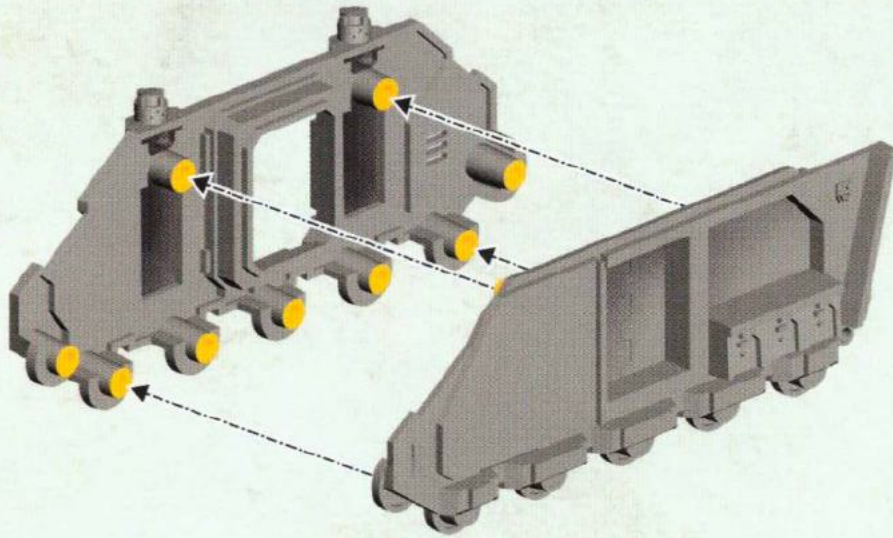


- Combi-weapon
- Arme combinée
- Combiarma
- Kombiwaffe
- Combiarma
- コンビウェポン
- 复合武器

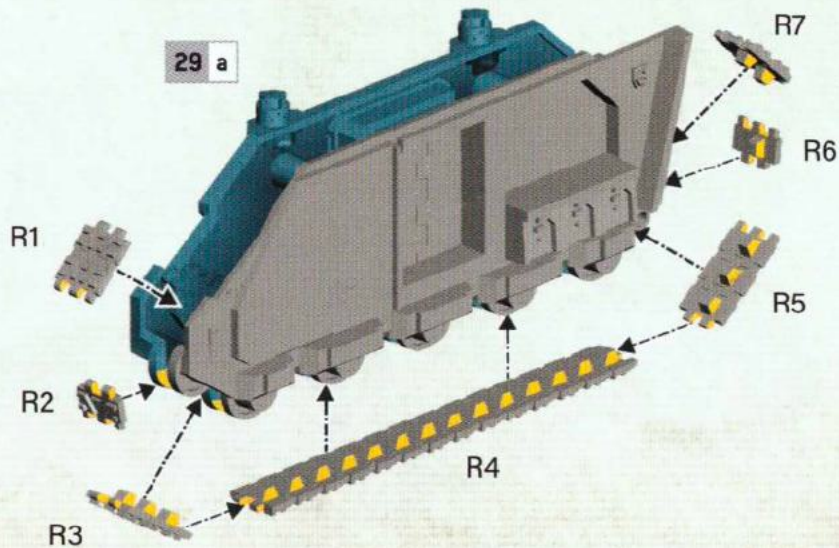


- Havoc launcher
- Lanceur Havoc
- Lanzastragos
- Inferno-Raketenwerfer
- Lanciamissili Distruttore
- ハヴオックランチャー
- 浩劫发射器

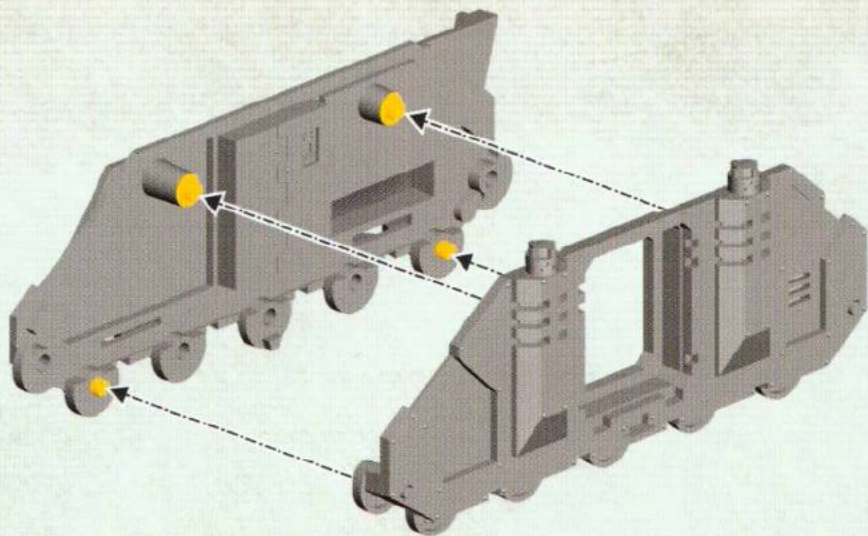
29 a



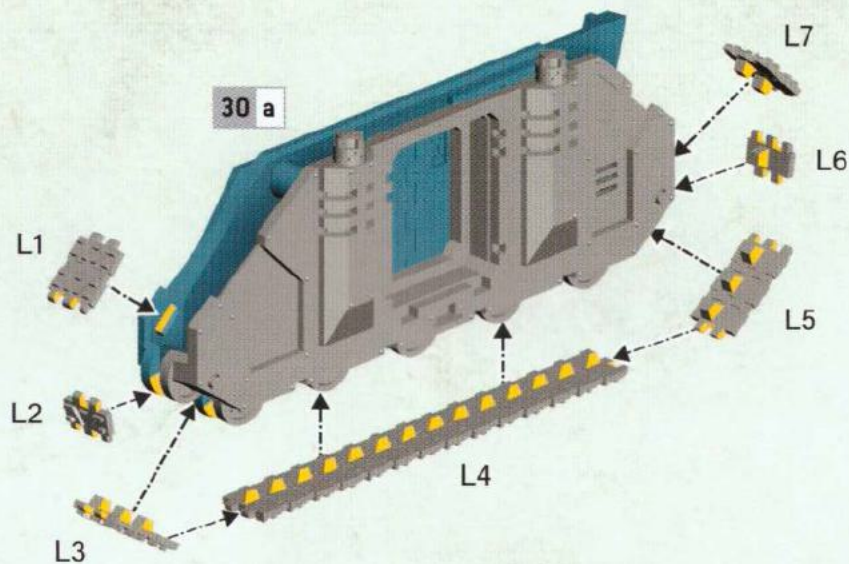
29 b



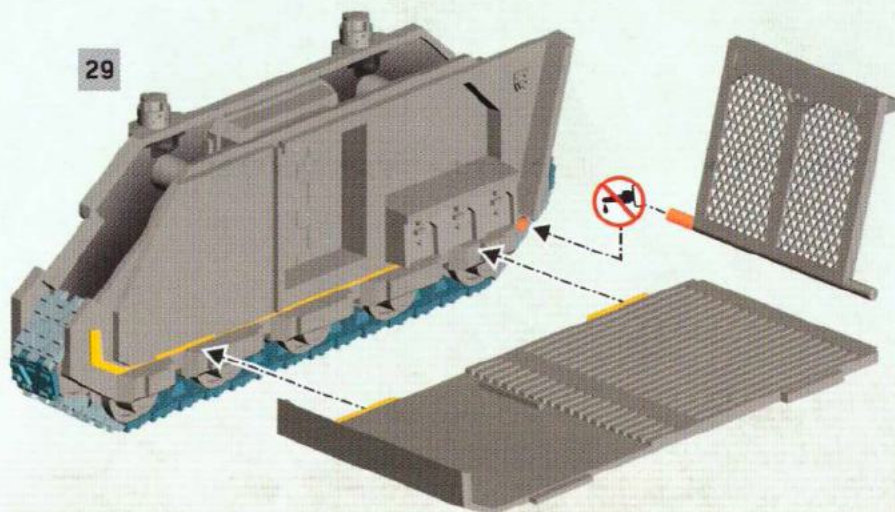
30 a



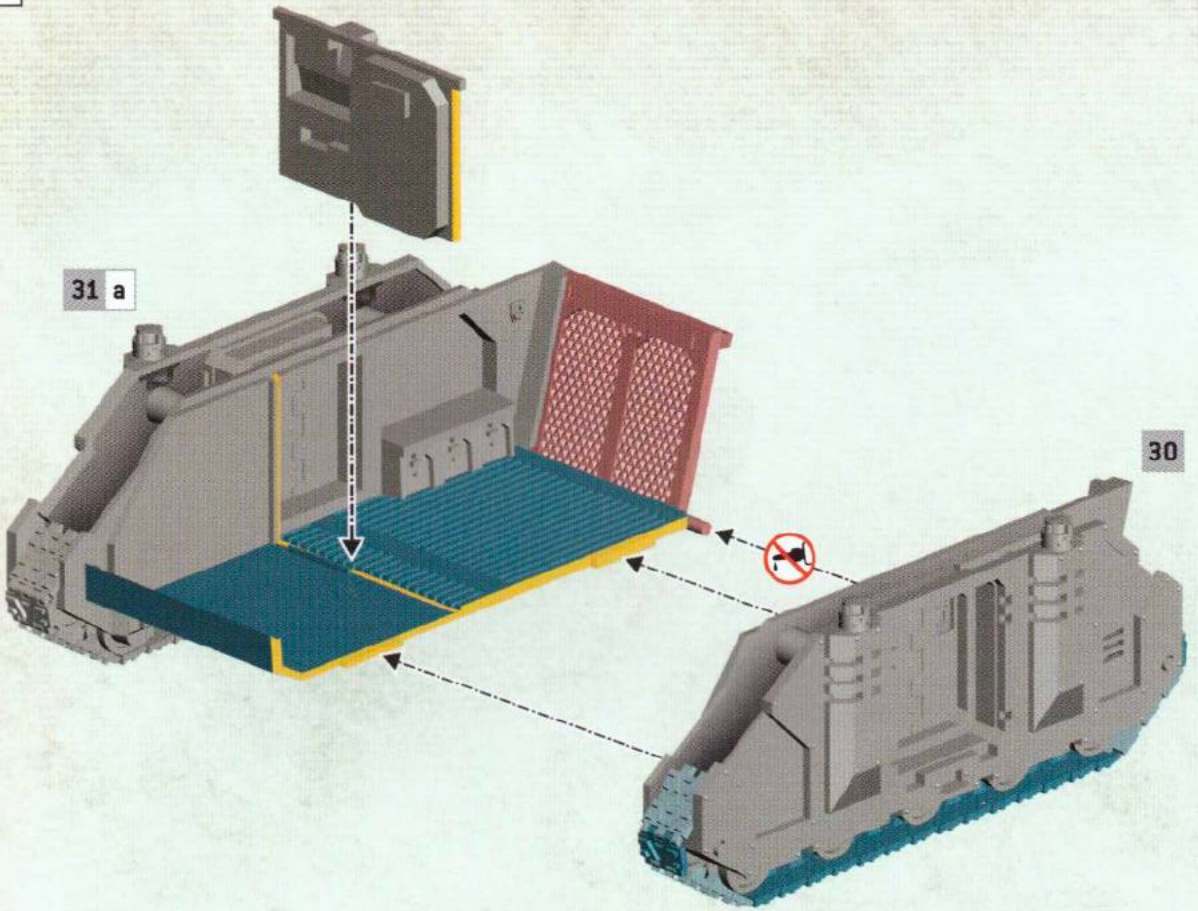
30 b



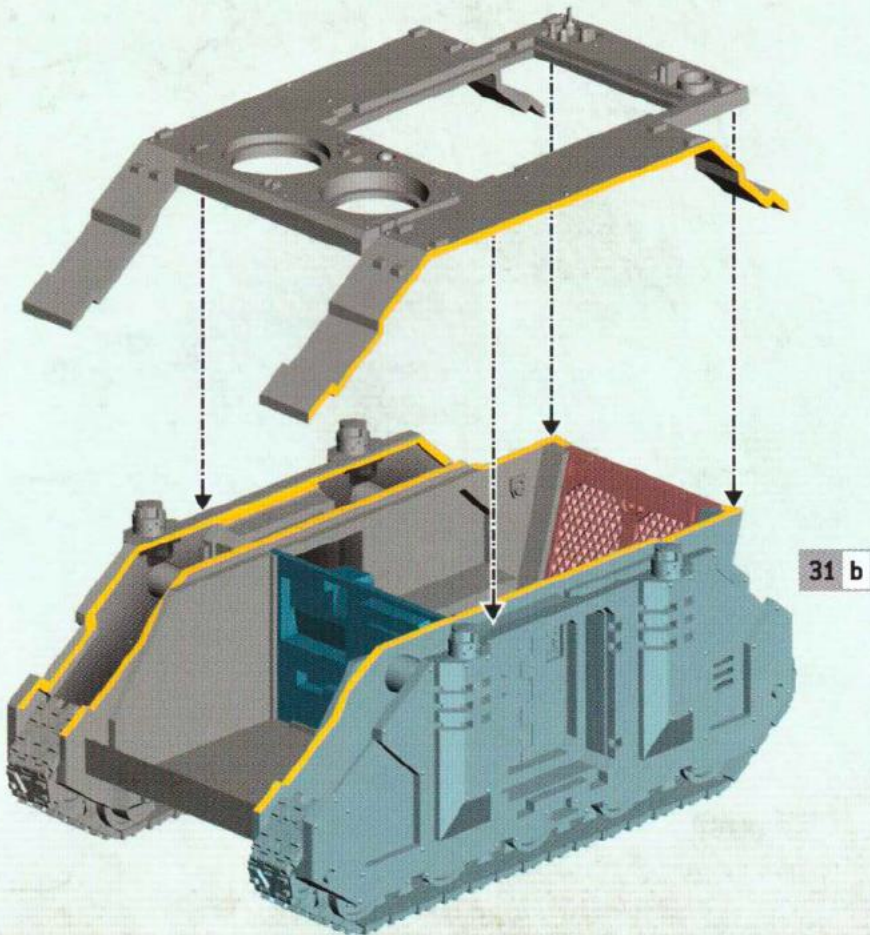
31 a



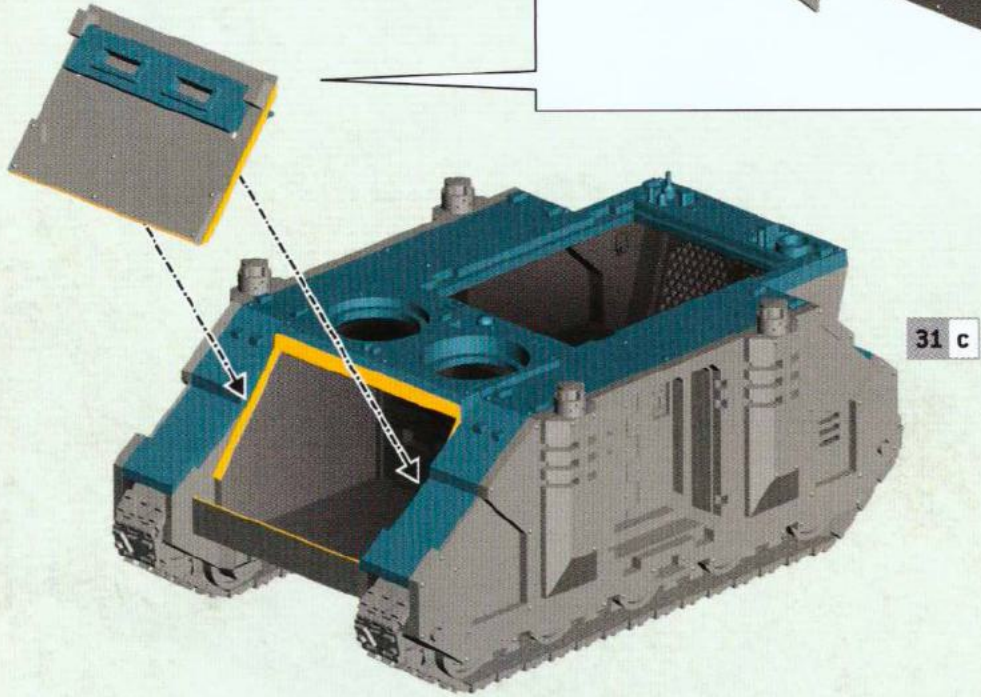
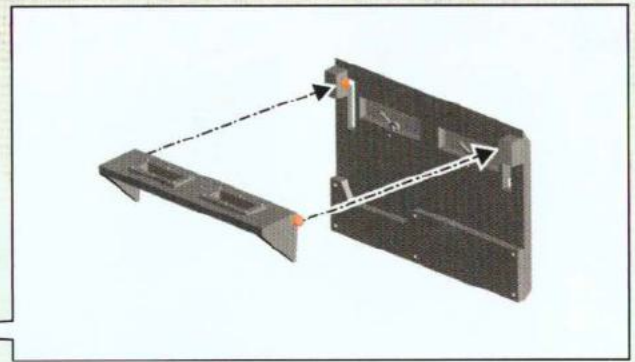
31 b



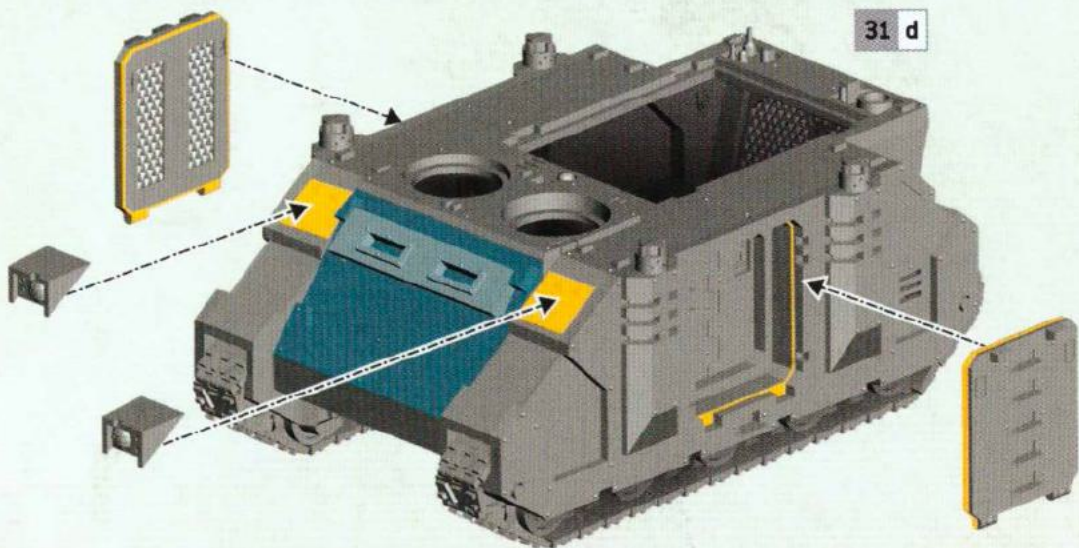
31 c


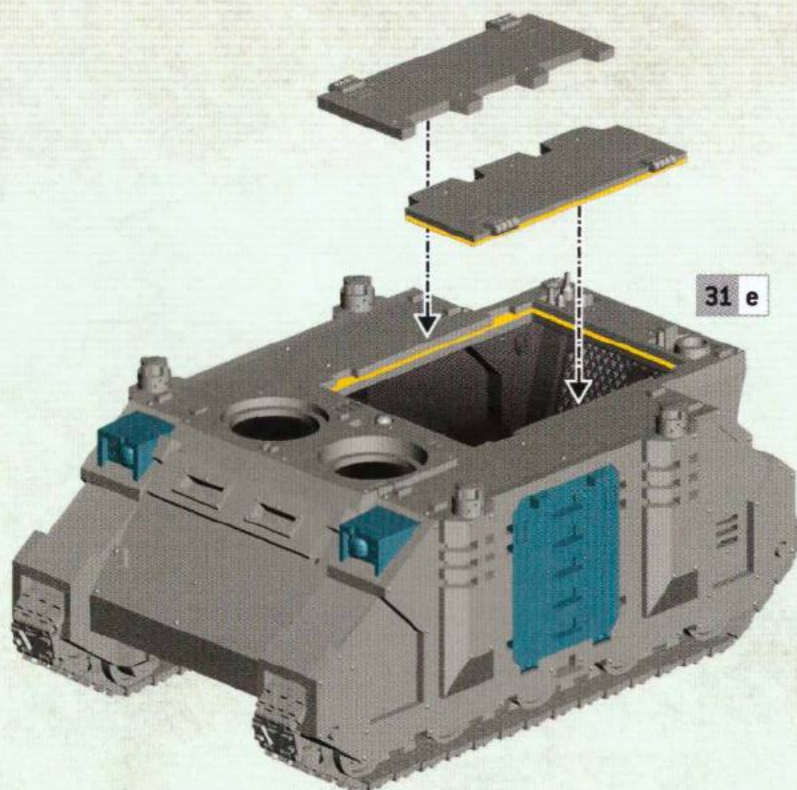


31 d



31 e





- Choose the variant you want to build
- Choisissez la variante à assembler
- Elige qué versión quieres montar

- Wähle die Variante, die du bauen möchtest
- Scegli la variante che vuoi assemblare

- 組み立てバリエーションの選択
- 选择你喜欢的拼装方式

32




33



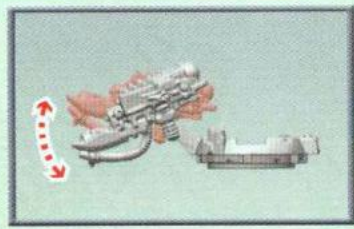
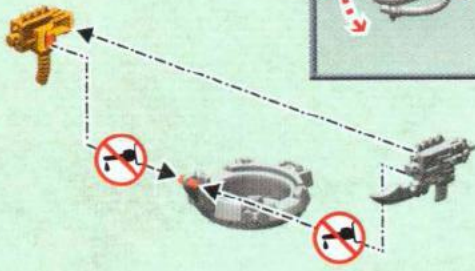

COMBAT PATROL

32

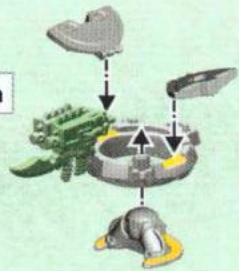


COMBAT PATROL

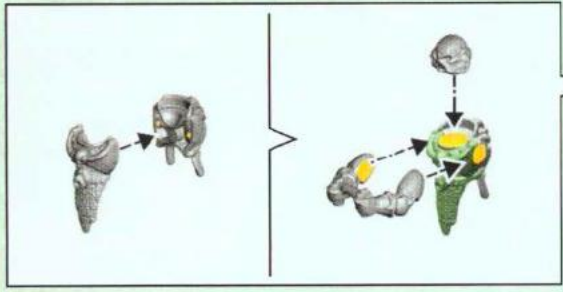
33 a




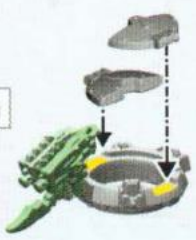
33 b



33 c




33 a



34

32 / 33



! 35

35 a




35 b

COMBAT PATROL

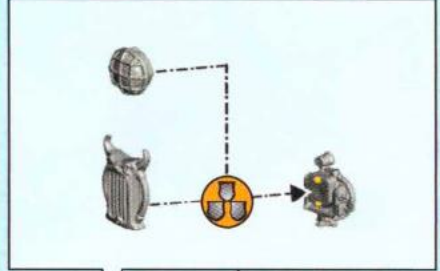


35 a



35 b

COMBAT PATROL



36 a

